

HIGH STANDARD LIFT TRUCKS

KONECRANES LIFTACE EMPTY CONTAINER HANDLERS



KONECRANES LIFTACE EMPTY CONTAINER HANDLERS

Konecranes Liftace Empty Container Handlers consist of the FDC and the E models launched in April 2015 under the Stackace name. Built on engineering tradition and expertise, these empty container handlers are dependable workhorses, simple to maintain, robust and good value for money. Thanks to a high degree of standardization, terminal operators benefit from short delivery lead times – making Konecranes Liftace Empty Container Handlers available, serviceable and durable.

Konecranes Liftace Empty Container Handlers are of high standard and specially designed to work with modern control systems and drive technology. Engines comply with emission standards EU Stage IIIA (EPA Tier 3) and EU Stage IV (EPA Tier 4 final).

Robust and stable

Konecranes Liftace Empty Container Handlers are firmly established players in numerous container terminals, offering high handling rates while being operated at competitively low costs.

The E models, previously marketed under the name Stackace, have maximum load capacities of 8 or 9 t. The FDC models have a load capacity of 10 t, available with a double-box spreader, and offer stacking heights of up to 2-over-7 standard containers.

Konecranes Liftace Empty Container Handlers at a glance

- Productive – working speeds for efficient handling rates
- Economical – low fuel consumption and predictable maintenance cost
- Simple – operation and maintenance
- Proven technology – agile, robust and reliable
- Safe – reliable monitoring and excellent visibility

PRODUCT DESIGNATIONS

E 6-8

Max. lifting capacity in t
Max. stacking height
standard (8'6") containers
Empty container handler


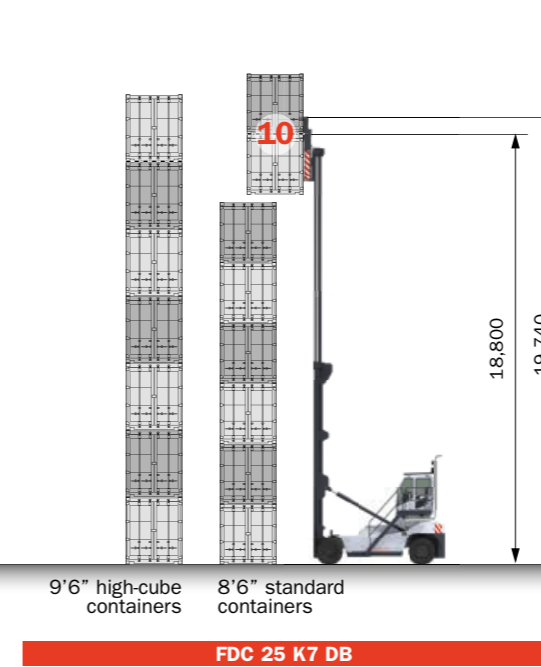
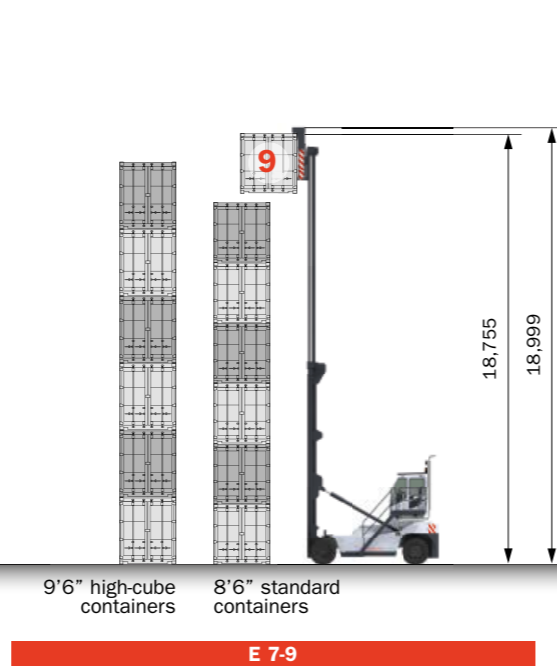
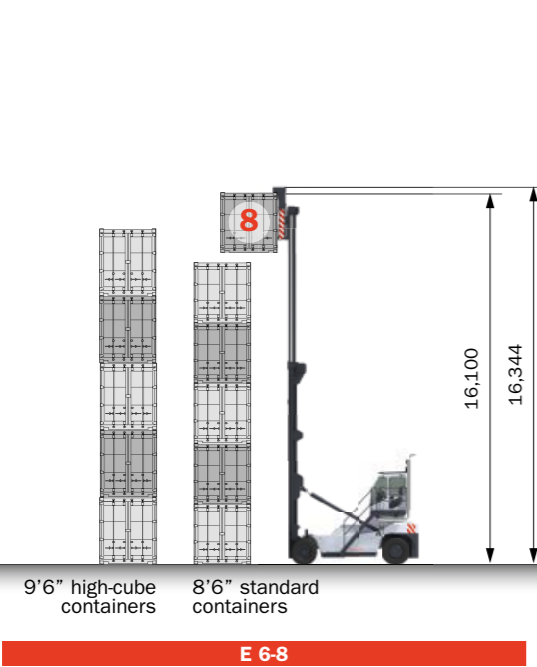
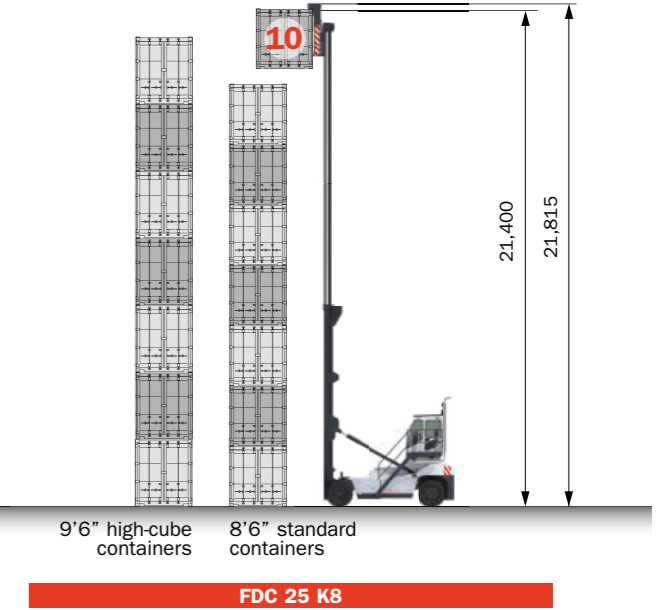
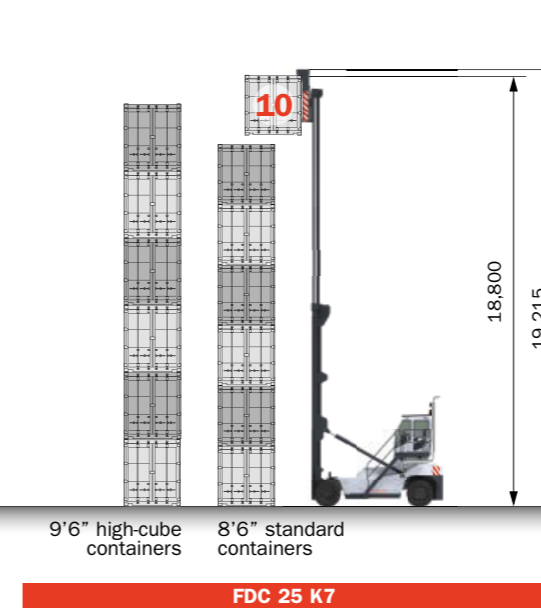
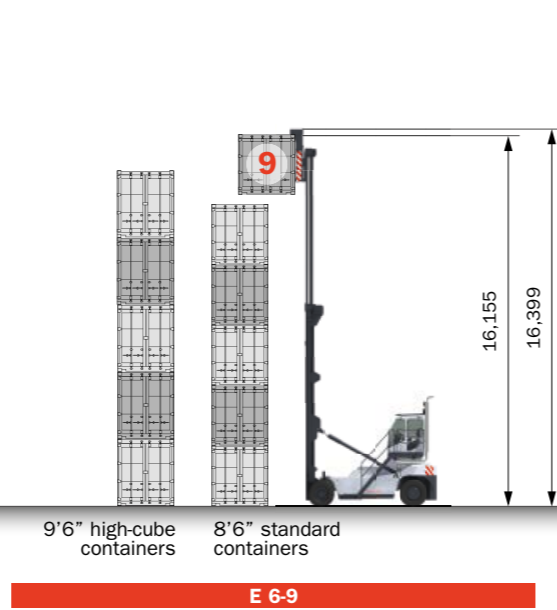
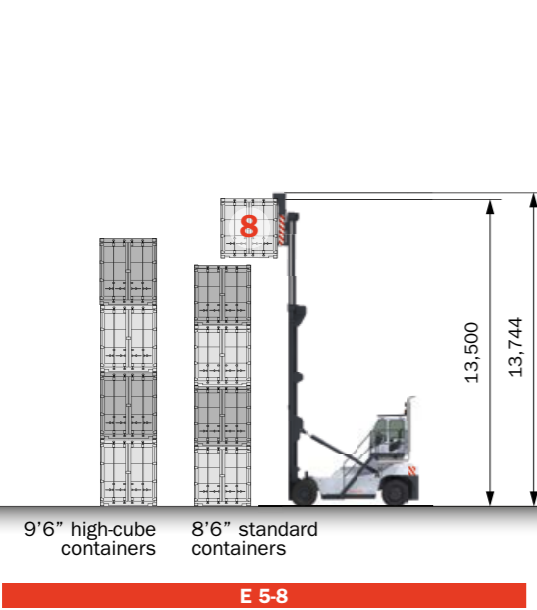


The empty container handlers launched under the Stackace name in April 2015 have been renamed.

TECHNICAL DATA

Model	E 5-8	E 6-8	E 6-9	E 7-9	FDC 25 K7	FDC 25 K7 DB	FDC 25 K8	FDC 25 K8 DB
Capacities								
Maximum stacking height								
– 8'6" standard containers	1-over-4	1-over-5	1-over-5	1-over-6	1-over-6	2-over-6	1-over-7	2-over-7
– 9'6" high-cube containers	1-over-3	1-over-4	1-over-4	1-over-5	1-over-5	2-over-5	1-over-6	2-over-6
Maximum capacity [t]	8	8	9	9	10	10	10	10
Maximum speeds [m/s]								
Lifting								
– laden	0.55	0.55	0.55	0.55	0.50	0.50	0.50	0.50
– unladen	0.56	0.56	0.56	0.56	0.55	0.55	0.55	0.55
Lowering								
– laden	0.55	0.55	0.55	0.55	0.52	0.52	0.52	0.52
– unladen	0.55	0.55	0.55	0.55	0.50	0.50	0.50	0.50
Travelling								
– laden	26	26	26	26	28	28	28	28
– unladen	26	26	26	26	30	30	30	30
Weights [t]								
Total weight (unladen)	30.5	31.5	37.0	38.0	39.0	40.5	42.0	43.5
Axle load, front / rear								
– laden	32.0 / 6.5	33.0 / 6.5	37.0 / 9.0	37.5 / 9.5	39.0 / 10.0	40.5 / 10.0	41.5 / 10.5	43.0 / 10.5
– unladen	19.0 / 11.5	20.0 / 11.5	23.5 / 13.5	24.0 / 14.0	24.5 / 14.5	26.0 / 14.5	27.0 / 15.0	28.5 / 15.0
Wheels and tires								
Tire size	12.00-20	12.00-20	12.00-24	12.00-24	14.00-24	14.00-24	14.00-24	14.00-24
Rim size	8.50-20	8.50-20	8.50-24	8.50-24	10.00-24	10.00-24	10.00-24	10.00-24
Number of wheels, front (driven) / rear	4 / 2	4 / 2	4 / 2	4 / 2	4 / 2	4 / 2	4 / 2	4 / 2
Additional data								
Drawbar pull with standard engines [kN]								
– Stage IIIA (Tier 3)	89	89	89	89	147	147	147	147
– Stage IV (Tier 4f)	103	103	103	103	153	153	153	153
Gradeability with Stage IIIA (Tier 3) standard engines [%]								
– laden	24	23	20	19	28	28	28	28
– unladen	30	29	25	24	30	30	30	30
Gradeability with Stage IV (Tier 4f) standard engines [%]								
– laden	27	27	23	22	26	26	26	26
– unladen	34	33	28	28	35	35	35	35
Noise level, inside / outside of cabin [dB(A)]	75 / 85	75 / 85	75 / 85	75 / 85	75 / 85	75 / 85	75 / 85	75 / 85
Stability factor	2.4	2.4	2.8	3.0	2.9	2.8	2.9	2.8

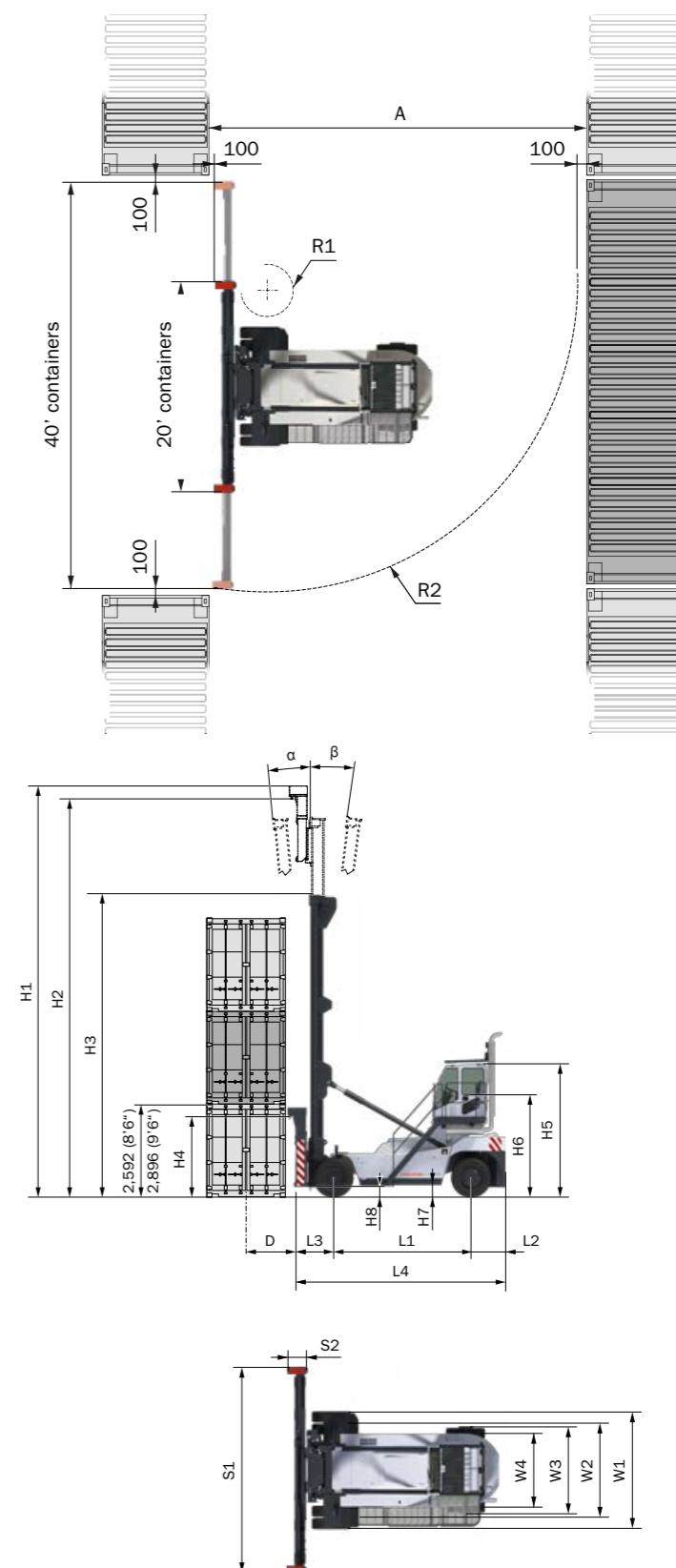
LOAD CHARTS



All dimensions in mm. All capacities in t.

DIMENSIONS

Model		E 5-8	E 6-8	E 6-9	E 7-9	FDC 25 K7	FDC 25 K7 DB	FDC 25 K8	FDC 25 K8 DB
Heights [mm]									
H1	Total height, mast fully extended	13,744	16,344	16,399	18,999	19,215	19,740	21,815	22,340
H2	Lifting height under twistlock / hooks	13,500	16,100	16,155	18,755	18,800	18,800	21,400	21,400
H3	Total height, mast closed	7,468	8,768	8,823	10,123	10,100	10,100	11,400	11,400
H4	Minimum height under twistlocks / hooks	2,300	2,300	2,355	2,355	2,300	2,300	2,300	2,300
H5	Cabin height	3,815	3,815	3,870	3,870	4,100	4,100	4,100	4,100
H6	Seat height	2,700	2,700	2,755	2,755	3,000	3,000	3,000	3,000
H7	Ground clearance truck (laden)	250	250	305	305	300	300	300	300
H8	Ground clearance spreader, mast closed (unladen)	133	133	188	188	250	250	250	250
Widths [mm]									
W1	Front width	3,500	3,500	4,000	4,000	4,200	4,200	4,200	4,200
W2	Front tread	2,808	2,808	3,250	3,250	3,250	3,250	3,250	3,250
W3	Rear width	2,977	2,977	2,977	2,977	2,500	2,500	2,500	2,500
W4	Rear tread	2,100	2,100	2,100	2,100	2,100	2,100	2,100	2,100
Lengths [mm]									
L1	Wheelbase	4,000	4,000	4,500	4,500	4,500	4,500	4,500	4,500
L2	Rear overhang	1,000	1,000	1,000	1,000	800	800	800	800
L3	Distance front axle centre to front of load	1,145	1,145	1,145	1,145	1,050	1,100	1,050	1,100
L4	Truck length	6,145	6,145	6,645	6,645	6,350	6,400	6,350	6,400
Distances [mm]									
D	Distance front of load to load centre	1,220	1,220	1,220	1,220	1,220	1,220	1,220	1,220
Other dimensions									
α	Maximum mast tilting angle, forward [°]	3	3	3	3	3	3	3	3
β	Maximum mast tilting angle, backward [°]	6	6	6	6	6	6	6	6
A	90° stacking aisle [mm]								
	- 20' container	9,620	9,620	11,300	11,300	11,300	11,300	11,300	11,300
	- 40' container	14,000	14,000	15,100	15,100	15,100	15,100	15,100	15,100
R1	Internal turning radius [mm]	1,000	1,000	1,000	1,000	1,050	1,050	1,050	1,050
R2	External turning radius [mm]								
	- 20' container	5,500	5,500	6,000	6,000	6,000	6,000	6,000	6,000
	- 40' container	8,735	8,735	9,900	9,900	9,900	9,900	9,900	9,900
Spreader [mm]									
S1	Length	6,100	6,100	6,100	6,100	6,100	6,100	6,100	6,100
S2	Width	550	550	550	550	550	550	550	550



All dimensions in mm. All capacities in t.

STANDARD EQUIPMENT

Section

Control system

- LOGITEX control system
 - 4,3" TFT color display
 - Operative and diagnostic black box
 - Data download via USB
 - My Service system
- CAN bus for engine, transmission and hydraulics

Cab

Rear elevated, ergonomically designed, in accordance with FOPS standard (level 1), second door as emergency exit

High comfort seat

- with mechanical suspension and 2-point safety belt

Air conditioning

Additional design features

Lighting

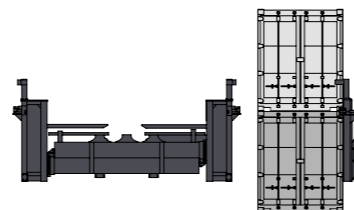
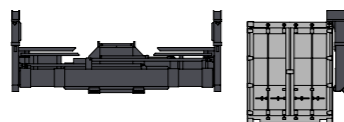
- Bulb working and traffic lights
- Stroboscopic revolving beacon

Tires

- Conventional tires with inner tube

Manual battery disconnect switch

	Konecranes Liftace Single Box Spreader	Konecranes Liftace Double Box Spreader
Spreader		
Container locking	twistlocks	hooks with side clamps
Telescoping, 20' to 40' (opening/closing) [s]	12.0 / 13.0	15.0 / 21.0
Side shift [s]		
– +/- 350 mm	n.a.	5.0
– +/- 500 mm (E models)	4.5	n.a.
– +/- 600 mm (FDC models)	8.0	n.a.
Self leveling [°]	+/- 3 (mechanic)	+/- 3 (hydraulic)
Weight (without carriage plate) [t]	4.0	4.5



Section

E models

FDC models

Diesel engines

Make	Volvo TAD552VE	Volvo TAD572VE	Volvo TAD851VE	Volvo TAD871VE
Emission standard	Stage IIIA (Tier 3)	Stage IV (Tier 4 final)	Stage IIIA (Tier 3)	Stage IV (Tier 4)
Type	4 cylinders	4 cylinders	6 cylinders	6 cylinders
Cooling system	Water	Water	Water	Water
Displacement [l]	5.1	5.1	7.7	7.7
Maximum power [kW @ rpm]	160 @ 2,200	160 @ 2,200	185 @ 2,200	185 @ 2,200
Maximum torque [Nm @ rpm]	910 @ 1,450	900 @ 1,450	1,160 @ 1,350	1,150 @ 1,500
Alternator [A]	110	110	110	110
Batteries [Ah]	160	160	160	160

Transmission


Make	ZF 3WG 171	Dana TE17
Type	Automatic powershift control	Automatic powershift control
Speeds, forward / reverse	3 / 3	3 / 3

Model	E 5-8	E 6-8	E 6-9	E 7-9	FDC 25 K7	FDC 25 K7 DB	FDC 25 K8	FDC 25 K8 DB
Driving axle								
Make	Kessler D81				Kessler D81			
Type	2-stage hub reduction				2-stage hub reduction			
Reduction	18.0	18.0	17.9	17.9	19.8	19.8	19.8	19.8
Braking system	Maintenance-free wet disc brakes				Maintenance-free wet disc brakes			
Hydraulic system								
Standard	Electronically pre-controlled; load sensing with gear pump				Hydraulically pre-controlled; with gear pump		Hydraulically pre-controlled; load sensing with variable piston pump ¹⁾	
Option	Electronically pre-controlled; load sensing with variable displacement pump				-		-	
Maximum working pressure [bar]	250	250	230	230	230	230	230	230
Tank capacities								
Hydraulic oil [l]	500	500	500	500	550	550	550	550
Fuel [l]	320	320	320	320	400	400	400	400

1) Only with Dana transmission.



Konecranes is a world-leading group of Lifting Businesses™, serving a broad range of customers, including manufacturing and process industries, shipyards, ports and terminals. Konecranes provides productivity enhancing lifting solutions as well as services for lifting equipment of all makes. The Group has 18,000 employees at 600 locations in 50 countries. Konecranes is listed on Nasdaq Helsinki (symbol: KCR).

© 2017 Konecranes. All rights reserved. 'Konecranes', 'Lifting Businesses' and  are either registered trademarks or trademarks of Konecranes.



GLOBAL PORT EQUIPMENT {
Americas

Global Port Equipment Americas, S.A.
Building 3835, unit 102C, Panamá Pacifico Boulevard, Int Business Park, Panamá
T 00 507 3989555, E-mail: americas@globalportequipment.com
www.globalportequipment.com

GLOBAL PORT EQUIPMENT {
Colombia

Global Port Equipment Colombia, S.A.S.
Calle 90 No 19-41 Oficina 801, Bogotá, Colombia
T 00 57 (1) 7449566, E-mail: colombia@gpeamericas.com
www.globalportequipment.com